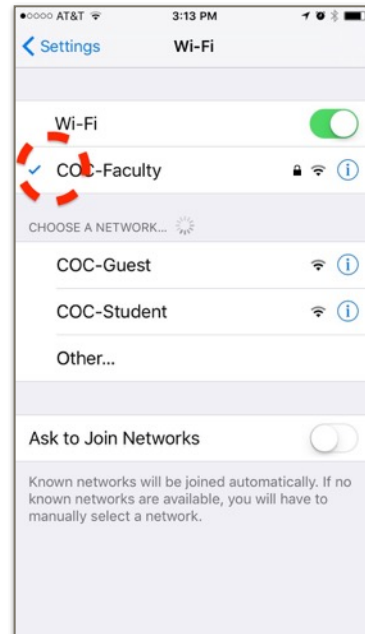
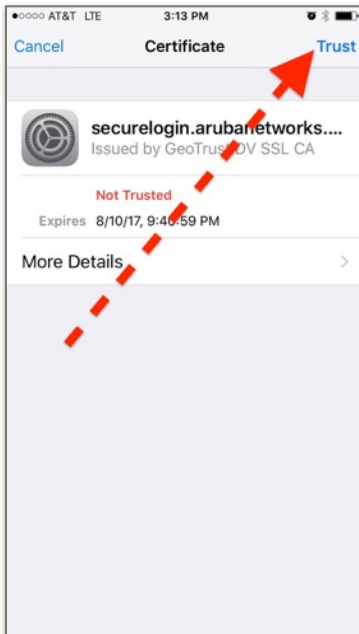
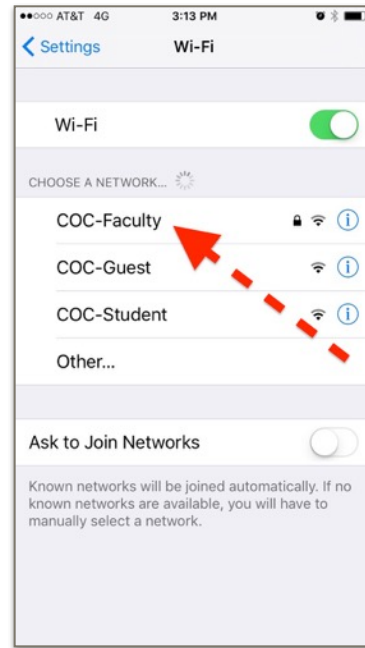



## iOS 9 AirPrint - Canyons District WiFi

### STEP 1 of 2

If you're on campus, first add the **campus WiFi** by following these steps. If you're already logged onto the COC-Guest or COC-Student Wifi, you should log off of those first and add the COC-Faculty WiFi instead. *Please skip to step 2 if you're off campus.*



## STEP 2 of 2

Follow these steps to print from your iOS device. Open an app that has the ability to print on your iPhone, iPad or iPod Touch. Locate the Small square icon with the up-arrow coming out of it and select it. *Additional options to print in Black and White or a specific page range are available if you select **Options**.*

