

# *COLLEGE OF THE CANYONS*

*Santa Clarita Community College District  
26455 Rockwell Canyon, Santa Clarita, CA 91355*

*Office of Institutional Development and Technology*

## **Hart District Graduates-Postsecondary Enrollment: Class of 2002, 2003, 2004, and 2005**

Daylene M. Meuschke, Ed.D.  
Barry C. Gibbons, Ph.D.

June 2006



***Table of Contents***

Introduction..... 3  
 Methods..... 3  
 Results..... 4  
 Recommendations ..... 9

***Index of Figures***

Figure 1. Hart District Graduates-Class of 2002, 2003, 2004, and 2005: Postsecondary Enrollment at College of the Canyons..... 5  
 Figure 2: Hart District Graduates-Class of 2002, 2003, 2004, and 2005: Postsecondary Enrollment at a Four-Year College or University ..... 6  
 Figure 3: Hart District Graduates-Class of 2002, 2003, 2004, and 2005: Postsecondary Enrollment Patterns..... 8

***Index of Tables***

Table 1. Hart District Graduates-Class of 2002, 2003, 2004, and 2005: Postsecondary Enrollment at College of the Canyons ..... 6  
 Table 2. Hart District Graduates-Class of 2002, 2003, 2004, and 2005: Not Enrolled in College or No Enrollment Match Found ..... 6  
 Table 3. Hart District Graduates-Class of 2002, 2003, 2004, and 2005: Postsecondary Enrollment at Four-Year Schools ..... 7  
 Table 4. Top Five Four-Year Schools Attended by Hart District Graduates – Class of 2002, 2003, 2004, and 2005..... 8  
 Table 5. Top Five Two-Year Schools Attended by Hart District Graduates – Class of 2002, 2003, 2004, and 2005..... 9

## *Introduction*

Each year College of the Canyons (COC) counselors visit the high schools in the Wm. S. Hart Union High School District to provide an orientation for graduating seniors interested in attending College of the Canyons. During these visits, prospective students have the opportunity to take college math and English placement tests and are invited to complete an application for the upcoming fall semester. In partnership with the Wm. S. Hart Union High School District, College of the Canyons' Office of Institutional Development and Technology conducted an analysis of the postsecondary enrollment for the Class of 2002, 2003, 2004, and 2005. These results are intended to assist the College and the Wm. S. Hart Union High School District in analysis and planning for outreach to graduating seniors.

## *Methods*

A list of graduates from the Class of 2002, 2003, 2004, and 2005 (names, birthdates, and high school) were obtained from the Wm. S. Hart Union High School District Office. In 2003, College of the Canyons entered into an agreement with the National Student Loan Clearinghouse (NSLC) that enables the College to find out where former or prospective students transfer. The match between College records and NSLC is based on other colleges' submissions of students' names and dates of birth. The matched data were based on graduate records for the Class of 2002, 2003, 2004, and 2005. Most of our transfer colleges are included in the Clearinghouse program. However, the University of LaVerne is not a member. Currently, there are 2,838 colleges and universities participating in the Clearinghouse program (see Appendix A for a list of participating schools).

Throughout this report results are presented in the following categories:

- ***Not Attending College / No Match***: defined as no subsequent enrollment match was found in the NSLC data files since high school graduation for each class (2002, 2003, 2004, and 2005).
- ***COC Immediately***: defined as applicants who attended COC immediately after graduation from high school (Fall and / or Spring terms).
- ***COC Other***: defined as graduates who attended COC sometime after one year following graduation from high school (Fall and / or Spring terms).
- ***COC Summer Only***: defined as graduates who attended COC during the summer terms only following graduation from high school.
- ***Four-Year Immediately***: defined as graduates who attended a four-year college or university immediately after graduation from high school and did not attend a two-year college.

- ***Four-Year Ultimately***: defined as graduates who attended a four-year college or university sometime after one year following graduation and did not attend a two-year college.

**Results**

**Enrollment at College of the Canyons.** Figure 1 illustrates the postsecondary enrollment patterns at College of the Canyons for graduates from the Hart District’s Class of 2002, 2003, 2004, and 2005. Overall, **60 percent** of the graduates in 2002, 2003, 2004, and **49 percent** of graduates in 2005 continued their education by enrolling at College of the Canyons at some point following graduation. The total percentage of students from the Class of 2005 attending COC at some point after graduation is likely to increase in the next two years. **More students attend COC** immediately following graduation than four-year institutions. **Nearly half** of the Hart District 2002, 2003, 2004, and 2005 graduates **attended COC** immediately following graduation, followed by **20, 19, 19, and 21 percent** at **four-year** institutions (Class of 2002, 2003, 2004, and 2005, respectively). **About one in ten** students from the Class of 2002, 2003, and 2004 attended COC during the Fall or Spring semester after one year following graduation from high school. As shown in Table 1, a small percentage of students from each graduating class (2002, 2003, 2004, and 2005) chose to take classes at COC during the **summer terms only** (**5, 4, 4, and 2 percent**, respectively). **About one in five students** from each graduating class (2002-2005) either did not attend college following graduation, attended a college that does not submit data to the National Student Loan Clearinghouse, or have placed a block on their records (see Table 3). Note that most colleges and universities participate in the National Student Loan Clearinghouse, including nearly all colleges and universities in the region (See Appendix A for a list of participating colleges and universities).

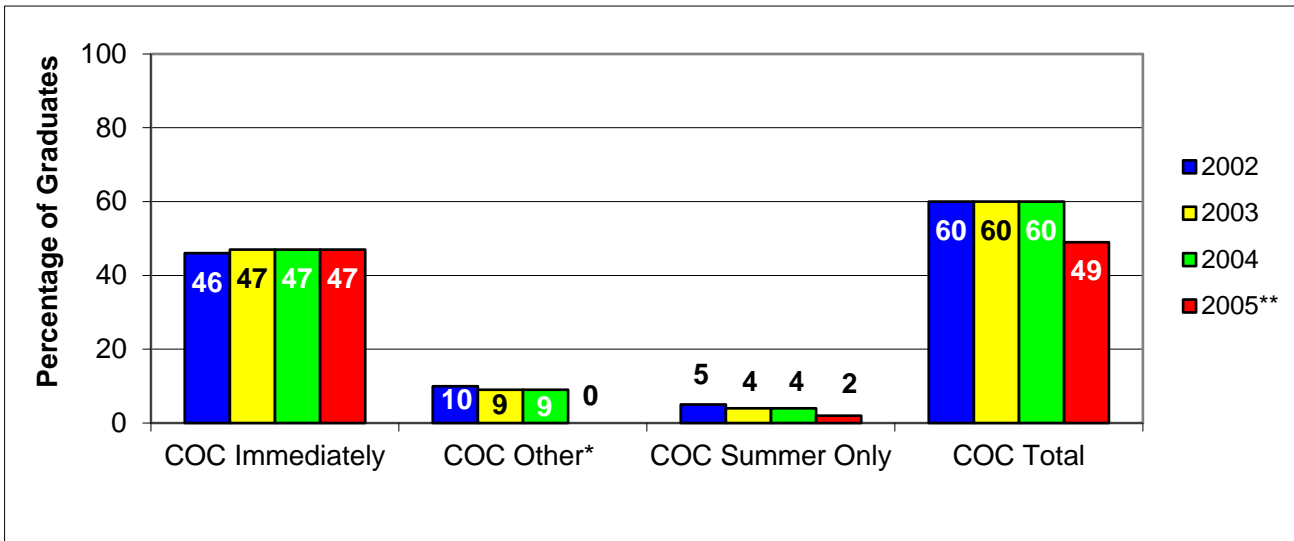


Figure 1 Hart District Graduates-Class of 2002, 2003, 2004, and 2005: Postsecondary Enrollment at College of the Canyons. Notes: \*Attended COC one year after graduation or later (primary terms only-Fall or Spring). \*\*The percentage of graduates attending COC will likely increase in the next two years.

Table 1 Hart District Graduates-Class of 2002, 2003, 2004, and 2005: Postsecondary Enrollment at College of the Canyons. Notes:

\*Attended COC one year after graduation or later (primary terms only-Fall or Spring). \*\*The percentage of graduates attending COC will likely increase in the next two years.

Hart District Class	COC Immediately (N)	COC Other* (N)	COC Summer Only (N)	COC Immediately (%)	COC Other* (%)	COC Summer Only (%)	COC Total (%)	Class Size (N)
2002	1,028	223	104	46%	10%	5%	60%	2,253
2003	1,206	224	92	47%	9%	4%	60%	2,541
2004	1,199	226	113	47%	9%	4%	60%	2,574
2005**	1,325	N/A	35	47%	0%	2%	49%	2,803

Table 2 Hart District Graduates-Class of 2002, 2003, 2004, and 2005: Not Enrolled in College or No Enrollment Match Found

Hart District Class	Class Size	Not Attending College/No Match (N)	No Match (%)
2002	2,253	462	21%
2003	2,541	541	21%
2004	2,574	566	22%
2005	2,803	536	19%

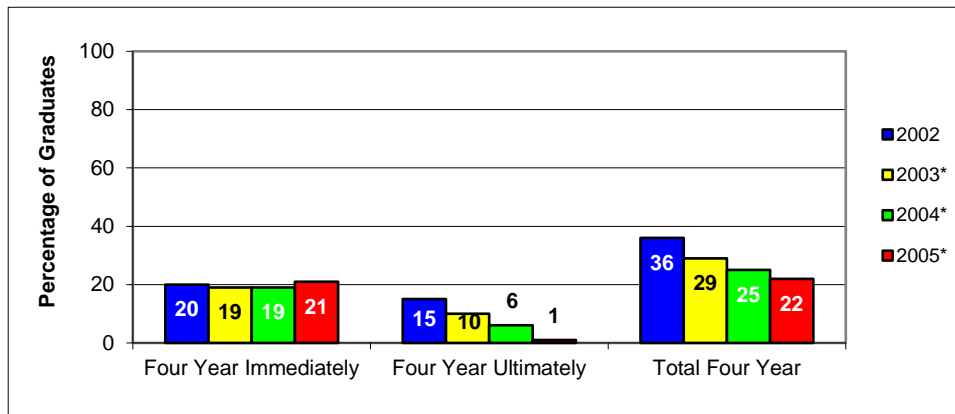


Figure 2 Hart District Graduates-Class of 2002, 2003, 2004, and 2005: Postsecondary Enrollment at a Four-Year College or University.

Notes: \*The percentage of graduates ultimately attending a four-year institution will likely increase in the next one to two years.

**Enrollment at Four-Year Colleges.** Figure 2 illustrates the postsecondary enrollment patterns at four-year colleges or universities for graduates from the Hart District’s Class of 2002, 2003, 2004, and 2005. Overall, **36, 29, 25, and 22 percent** of the graduates in 2002, 2003, 2004, and 2005 continued their education by enrolling at a four-year college or university at some point following graduation. While there appears to be a decline in the total percentage of graduates attending a four-

year institution, this is more likely an artifact of the previous cohorts having had more time to transfer from a community college like COC. Additional analyses will need to be conducted to see if there is an increase in the number of graduates enrolling at four-year colleges or universities. As previously stated, about one in five graduates from the Class of 2002, 2003, 2004, and 2005 attended a four-year college or university immediately following graduation (**20, 19, 19, and 21 percent**, respectively). An additional **15, 10, 6, and 1 percent** of graduates from the Class of 2002, 2003, 2004, and 2005 (respectively) ultimately went on to attend a four-year college or university at some point following one year after graduation.

Table 3 Hart District Graduates-Class of 2002, 2003, 2004, and 2005: Postsecondary Enrollment at Four-Year Schools. Notes: \*Graduates who attended a “four year ultimately,” shown in Table 3, may or may not have attended College of the Canyons as represented in Table 1.

Hart District Class	Four Year Immediately (N)	Four Year Ultimately (N)*	Total Four Year (N)	Four Year Immediately (%)	Four Year Ultimately (%)*	Total Four Year (%)	Class Size (N)
2002	458	344	802	20%	15%	36%	2,253
2003	486	252	738	19%	10%	29%	2,541
2004	489	149	638	19%	6%	25%	2,574
2005	590	41	631	21%	1%	22%	2,803

**Overall College Attendance.** Figure 3 illustrates the percentage of graduates from Hart District’s Class of 2002, 2003, 2004, and 2005 who attended college immediately following graduation, one year after graduation, two years after graduation, three years after graduation, four years after graduation, and the total percentage who have attended college since graduation. Overall, **36, 29, 25, and 22 percent** of the graduates in 2002, 2003, 2004, and 2005 continued their education by enrolling at a four-year college or university at some point following graduation. While there appears to be a decline in the total percentage of graduates attending a four-year institution, the class of 2003, 2004, and 2005 percentages may increase in a year or two. Additional analyses will need to be conducted to see if there is an increase in the number of graduates enrolling at four-year colleges or universities. As previously stated, about one in five graduates from the Class of 2002, 2003, 2004, and 2005 attended a four-year college or university immediately following graduation (**20, 19, 19, and 21 percent**, respectively). An additional **15, 10, 6, and 1 percent** of graduates from the Class of 2002, 2003, 2004, and 2005 (respectively) ultimately went on to attend a four-year college or university at some point following one year after graduation.

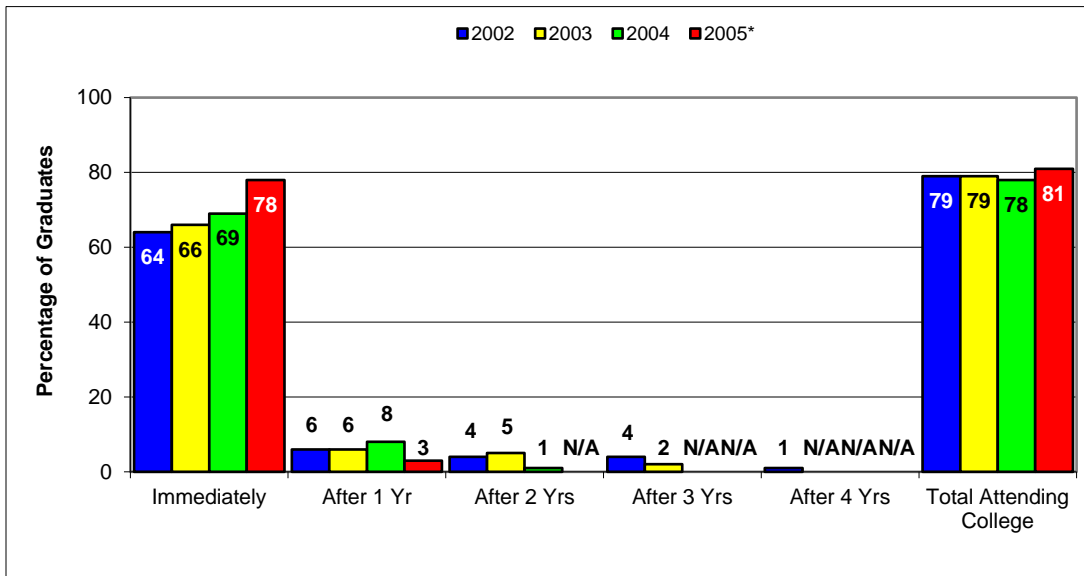


Figure 3 Hart District Graduates-Class of 2002, 2003, 2004, and 2005: Postsecondary Enrollment Patterns

Table 4 lists the top five most common four-year colleges and universities and the number of Hart District graduates attending each institution from the 2002, 2003, 2004, and 2005 Hart District graduates. California State University-Northridge (CSUN), San Diego State University (SDSU), and the University of California-Santa Barbara (UCSB) were consistently among the top five four-year colleges or universities attended by Hart District graduates from the Class of 2002, 2003, 2004, and 2005. Other four-year colleges or universities among the top five for the Class of 2002, 2003, 2004, and 2005 included the University of California-Los Angeles (UCLA), University of California-Irvine (UCI) and Brigham Young University (BYU).

Table 4 Top Five Four-Year Schools Attended by Hart District Graduates – Class of 2002, 2003, 2004, and 2005

Four Year Schools	Class of 2002 (N)	Four Year Schools	Class of 2003 (N)	Four Year Schools	Class of 2004 (N)	Four Year Schools	Class of 2005 (N)
California State University - Northridge	218	California State University - Northridge	198	California State University - Northridge	115	California State University - Northridge	81
University of California – Los Angeles	55	University of California – Los Angeles	46	San Diego State University	45	San Diego State University	47



Four Year Schools	Class of 2002 (N)	Four Year Schools	Class of 2003 (N)	Four Year Schools	Class of 2004 (N)	Four Year Schools	Class of 2005 (N)
San Diego State University	44	University of California – Irvine	43	University of California – Santa Barbara	37	University of California – Irvine	34
University of California – Santa Barbara	42	San Diego State University	35	University of California – Los Angeles	33	University of California – Santa Barbara	34
University of California – Irvine	41	University of California – Santa Barbara	35	Brigham Young University	31	California Polytechnic University	28

Table 5 lists the top five most common two-year colleges and the number of Hart District graduates attending each institution from the 2002, 2003, 2004, and 2005 Hart District graduates. *College of the Canyons and L.A. Mission College* were consistently among the top five two-year colleges attended by Hart District graduates from the Class of 2002, 2003, and 2004. Also among the top five two-year colleges for the Class of 2002, 2003, 2004, and 2005 were the *Los Angeles Pierce College, Los Angeles Valley College, Moorpark College, Santa Monica College, San Diego Mesa College, Los Angeles Trade Technical, ITT Technical Institute, Santa Barbara City College, and Glendale Community College*.

Table 5 Top Five Two-Year Schools Attended by Hart District Graduates – Class of 2002, 2003, 2004, and 2005

Two Year Schools	Class of 2002 (N)	Two Year Schools	Class of 2003 (N)	Two Year Schools	Class of 2004 (N)	Two Year Schools	Class of 2005 (N)
College of the Canyons	818	College of the Canyons	847	College of the Canyons	818	College of the Canyons	1,325

Two Year Schools	Class of 2002 (N)	Two Year Schools	Class of 2003 (N)	Two Year Schools	Class of 2004 (N)	Two Year Schools	Class of 2005 (N)
L.A. Mission College	42	L.A. Mission College	50	L.A. Mission College	32	Los Angeles Trade Technical	12
L.A. Pierce College	30	Moorpark College	27	Moorpark College	18	ITT Technical Institute	10
San Diego Mesa College	24	L.A. Pierce College	24	San Diego Mesa College	18	Santa Barbara City College	10
L.A. Valley College	22	Santa Monica College	20	Santa Monica College	16	Glendale Community College	8

## *Recommendations*

Upon review of the results, the following recommendations should be taken into consideration for the College:

- Continue outreach activities conducted by counselors at the local high schools in 2005, which correlated with a large increase in the number of students attending college immediately after high school.
- Work with the Hart District to develop additional outreach methods for graduates who do not attend college.
- Conduct additional analyses to see if graduates from the Class of 2003, 2004, and 2005 enroll at COC within three years of high school graduation.
- Conduct additional analyses to see if graduates from the Class of 2003, 2004, and 2005 enroll at a four-year college or university within three years of high school graduation.