



# Memo

To: Jasmine Ruys; Omar Torres

From: Alicia LeValley

Date: 5/23/2019


Re: Academic Calendar 2020-2021 Poll of Faculty, Staff, Administrators and Students – Results

Symbol/Color	Represents
Square	Opening Day
Circle	First and last day of classes for the term
Triangle	Holiday, no classes scheduled
Green	Fall or Spring term
Blue	Winter term
Yellow	Summer term
Pink	FLEX Week

## VERSION A

This calendar:


- Adds a Fall Break
- Moves FLEX to Fall and Spring Breaks
- 5 week winter
- Fall Term 08/17/20 to 12/12/20
- Winter Term 01/04/21 to 02/06/21
- Spring Term 02/08/21 to 06/03/21
- Summer Term 06/07/21 to 08/14/21



## VERSION B

This calendar:

- Adds a Fall Break
- Moves FLEX to Fall and Spring Breaks
- 6 week winter
- Fall Term 08/17/20 to 12/12/20
- Winter Term 01/04/21 to 02/11/21
- Spring Term 02/16/21 to 06/10/21
- Summer Term 06/14/21 to 08/21/21

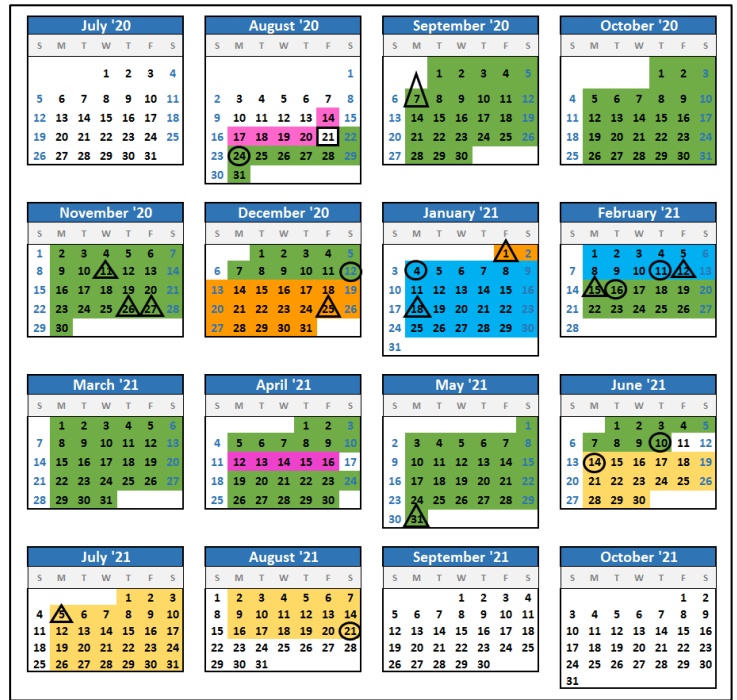


Symbol/Color	Represents
Square	Opening Day
Circle	First and last day of classes for the term
Triangle	Holiday, no classes scheduled
Green	Fall or Spring term
Blue	Winter term
Yellow	Summer term
Pink	FLEX Week

## VERSION C

This calendar:


- Moves Spring FLEX to Spring Break
- Fall FLEX stays at the week prior to fall term
- 6 week winter
- Fall Term 08/24/20 to 12/12/20
- Winter Term 01/04/21 to 02/11/21
- Spring Term 02/16/21 to 06/10/21
- Summer Term 06/14/21 to 08/21/21



## VERSION D

This calendar:

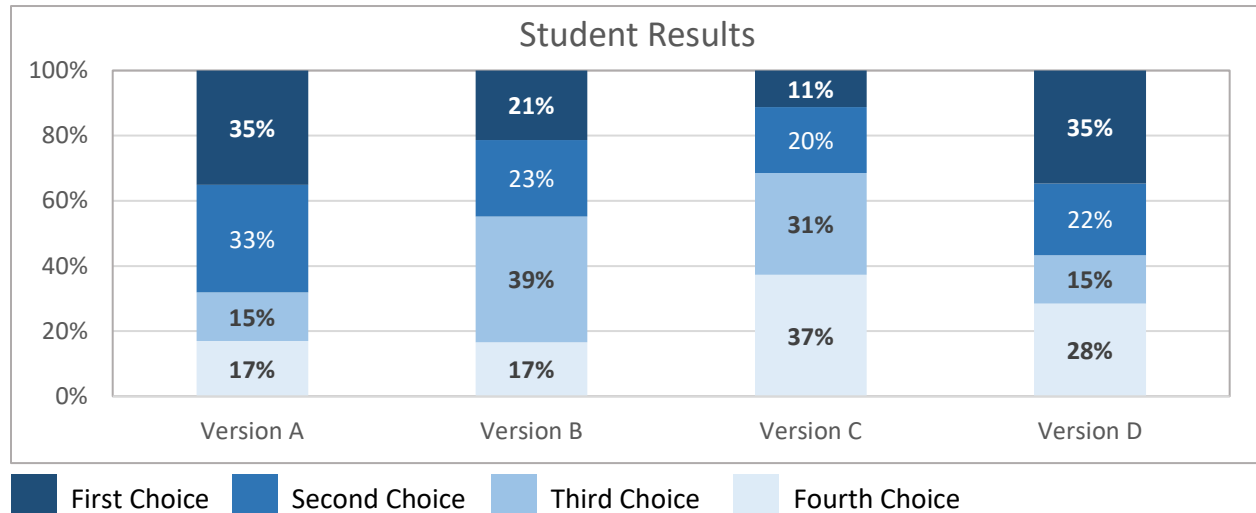
- Is our current calendar - no changes have been made.
- Fall Term 08/24/20 to 12/12/20
- Winter Term 01/04/21 to 02/06/21
- Spring Term 02/08/21 to 06/03/21
- Summer Term 06/07/21 to 08/14/21



**Student Survey**

Overall, out of the possible 13,383 students who were invited to participate in the survey, completed surveys were received from 765 individuals (6 percent response rate).

Results are as follows:

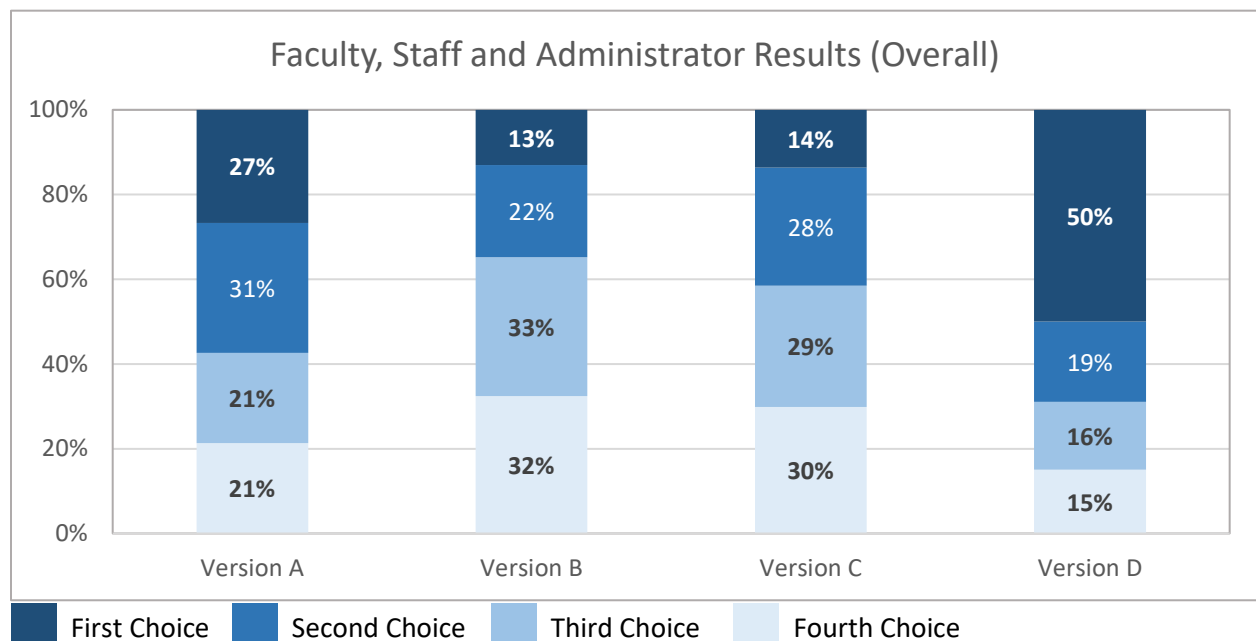


**Faculty, Staff and Administrator Survey**

***Overall Results***

Overall, out of the possible 1,226 faculty, staff and administrators who were invited to participate in the survey, completed surveys were received from 386 individuals (32 percent response rate).

Results are as follows:

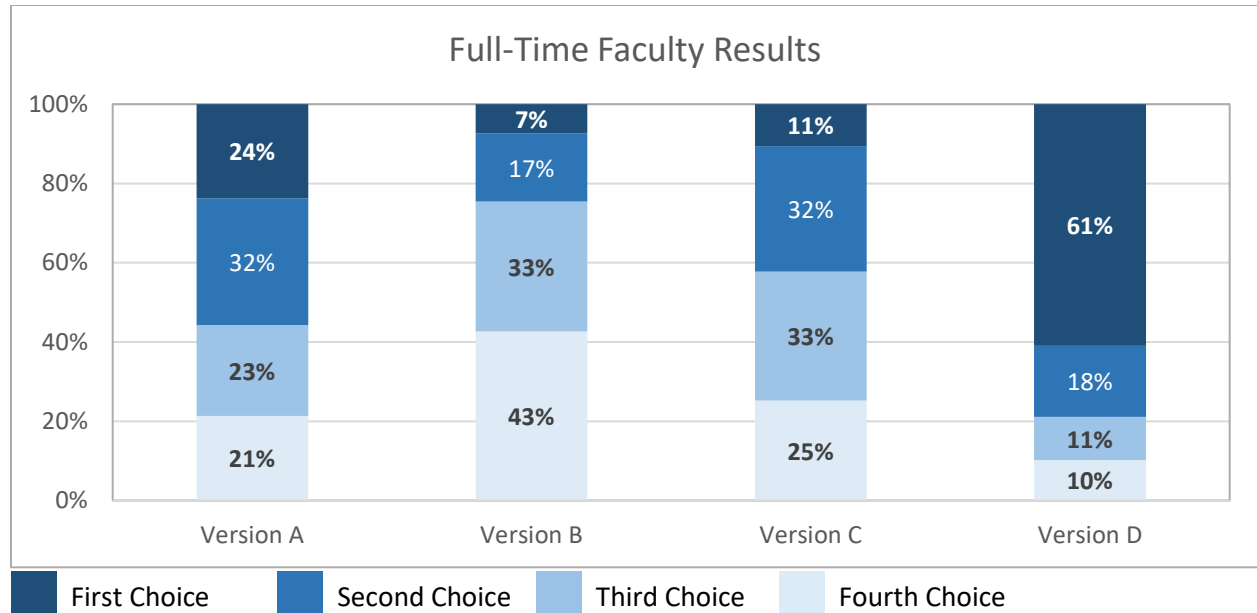


## Results by Employee Group

### Full-Time Faculty

Out of the possible 225 faculty, staff and administrators who were invited to participate in the survey, completed surveys were received from 142 individuals (63 percent response rate).

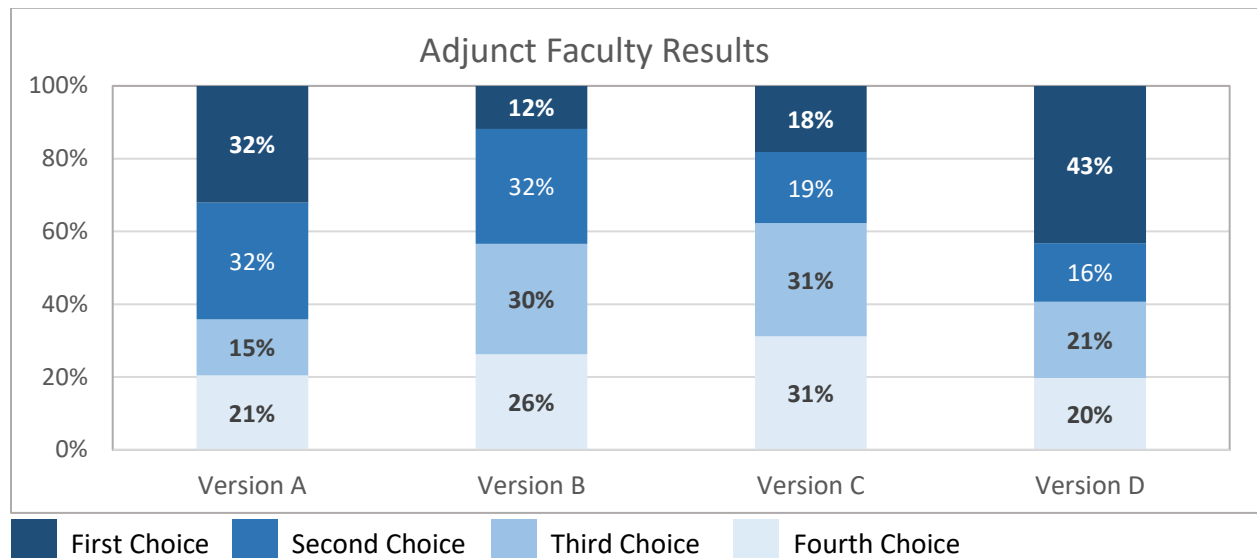
Results are as follows:



### Adjunct Faculty

Out of the possible 575 adjunct faculty who were invited to participate in the survey, completed surveys were received from 94 individuals (17 percent response rate).

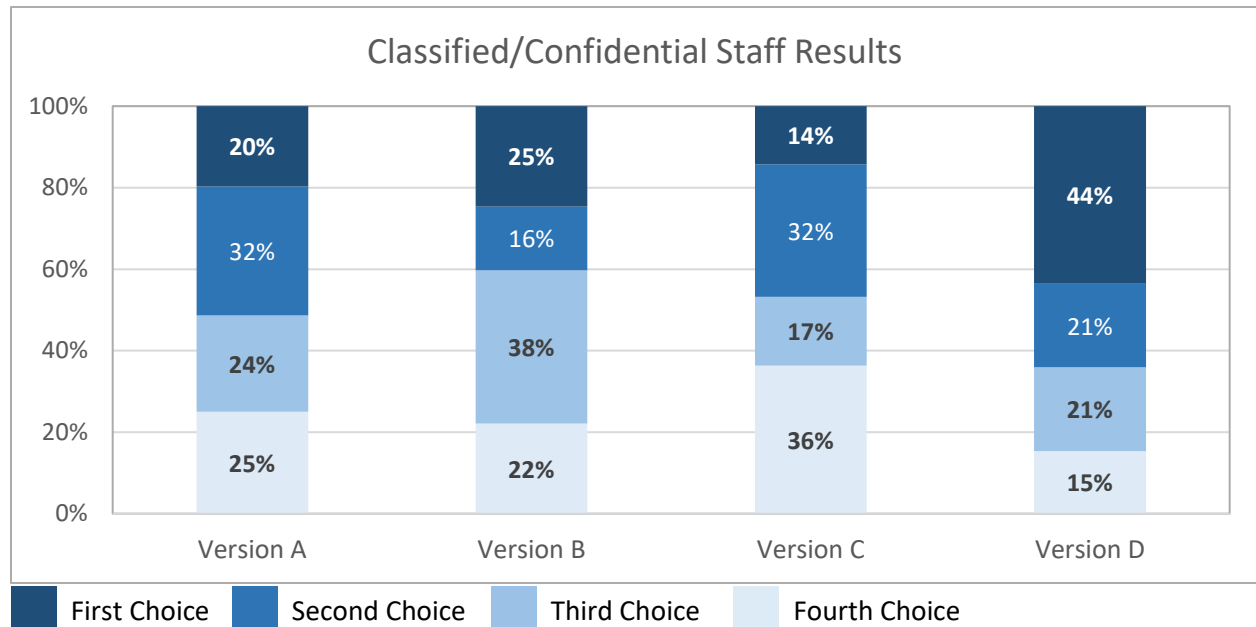
Results are as follows:



### Classified/Confidential Staff

Out of the possible 337 classified and confidential who were invited to participate in the survey, completed surveys were received from 113 individuals (34 percent response rate).

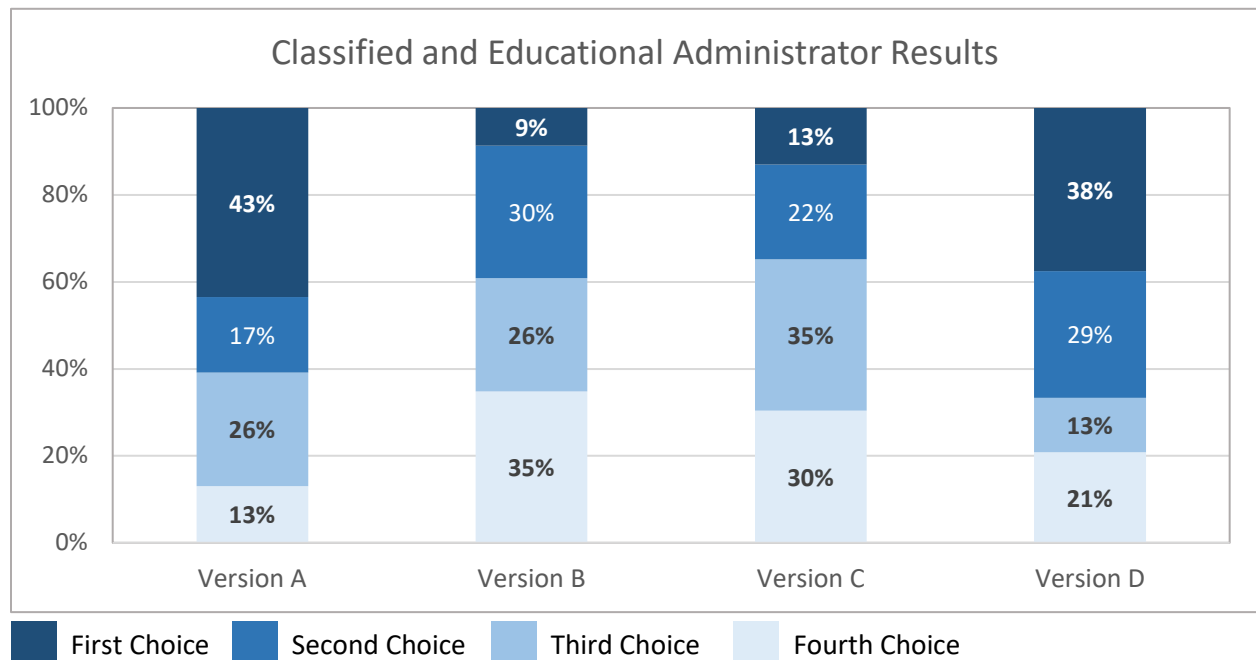
Results are as follows:



### Classified/Educational Administrators

Out of the possible 89 classified and educational administrators who were invited to participate in the survey, completed surveys were received from 35 individuals (39 percent response rate).

Results are as follows:



## Summary of Counts

### Student Survey

Overall, out of the possible 13,383 students who were invited to participate in the survey, completed surveys were received from 765 individuals (6 percent response rate).

Results are as follows:

Please rank the four versions of the academic calendar for 2020-2021 from 1 to 4, with 1 being your first choice.					
<b>Version</b>	<b>First Choice</b>	<b>Second Choice</b>	<b>Third Choice</b>	<b>Fourth Choice</b>	<b>Total Respondents</b>
Version A	256	241	109	124	730
Version B	155	171	281	121	728
Version C	82	148	229	273	732
Version D	263	167	112	216	758

### Faculty, Staff and Administrator Survey

#### *Overall Results*

Overall, out of the possible 1,226 faculty, staff and administrators who were invited to participate in the survey, completed surveys were received from 386 individuals (32 percent response rate).

Results are as follows:

Please rank the four versions of the academic calendar for 2020-2021 from 1 to 4, with 1 being your first choice.					
<b>Version</b>	<b>First Choice</b>	<b>Second Choice</b>	<b>Third Choice</b>	<b>Fourth Choice</b>	<b>Total Respondents</b>
Version A	80	92	64	64	300
Version B	39	65	98	97	299
Version C	41	84	86	90	301
Version D	156	59	50	47	312

## ***Results by Employee Group***

### **Full-Time Faculty**

Out of the possible 225 faculty, staff and administrators who were invited to participate in the survey, completed surveys were received from 142 individuals (63 percent response rate).

Results are as follows:

Please rank the four versions of the academic calendar for 2020-2021 from 1 to 4, with 1 being your first choice.					
<b>Version</b>	<b>First Choice</b>	<b>Second Choice</b>	<b>Third Choice</b>	<b>Fourth Choice</b>	<b>Total Respondents</b>
Version A	29	39	28	26	122
Version B	9	21	40	52	122
Version C	13	39	40	31	123
Version D	78	23	14	13	128

### **Adjunct Faculty**

Out of the possible 575 adjunct faculty who were invited to participate in the survey, completed surveys were received from 94 individuals (17 percent response rate).

Results are as follows:

Please rank the four versions of the academic calendar for 2020-2021 from 1 to 4, with 1 being your first choice.					
<b>Version</b>	<b>First Choice</b>	<b>Second Choice</b>	<b>Third Choice</b>	<b>Fourth Choice</b>	<b>Total Respondents</b>
Version A	25	25	12	16	78
Version B	9	24	23	20	76
Version C	14	15	24	24	77
Version D	35	13	17	16	81

### **Classified/Confidential Staff**

Out of the possible 337 classified and confidential who were invited to participate in the survey, completed surveys were received from 113 individuals (34 percent response rate).

Results are as follows:

Please rank the four versions of the academic calendar for 2020-2021 from 1 to 4, with 1 being your first choice.					
<b>Version</b>	<b>First Choice</b>	<b>Second Choice</b>	<b>Third Choice</b>	<b>Fourth Choice</b>	<b>Total Respondents</b>
Version A	15	24	18	19	76
Version B	19	12	29	17	77
Version C	11	25	13	28	77
Version D	34	16	16	12	78

### **Classified/Educational Administrators**

Out of the possible 89 classified and educational administrators who were invited to participate in the survey, completed surveys were received from 35 individuals (39 percent response rate).

Results are as follows:

Please rank the four versions of the academic calendar for 2020-2021 from 1 to 4, with 1 being your first choice.					
<b>Version</b>	<b>First Choice</b>	<b>Second Choice</b>	<b>Third Choice</b>	<b>Fourth Choice</b>	<b>Total Respondents</b>
Version A	10	4	6	3	23
Version B	2	7	6	8	23
Version C	3	5	8	7	23
Version D	9	7	3	5	24